



2025 School Performance Report


HORIZON CHRISTIAN SCHOOL

Horizon Christian School is a Foundation to Year 12, co-educational Christian School situated in the township of Balaklava, with a second Foundation to Year 12 campus in the township of Clare.

At Horizon, we understand that the education of your child is one of the most important decisions you will ever make. We seek to provide our students with a quality education, Christ-centred core values and life skills that will provide them with the foundation for future success in all that they pursue.

Table Of Contents

| | |
|------------------------------------------|----|
| Context | 3 |
| Teacher Standards and Qualifications | 4 |
| School Income | 6 |
| Student Attendance | 8 |
| Parent, Student, Teacher Satisfaction | 9 |
| Statistics | 11 |





CONTEXT

Horizon Christian School is an interdenominational Christian school with two campuses in the rural lower Mid North of South Australia. The Balaklava Campus, now with 405 students, was founded in 1994, and the Clare Campus, with 115 students, opened in 2023. Both campuses are F-12 and offer vibrant, safe learning environments. The extensive bus program enables students at both campuses to travel from across the district.

Life at Horizon Christian School is guided by its vision statement: "A Transforming Christian Education for All." Throughout all aspects of school life, the gospel message of hope in Jesus is shared with students and families. The Christian values of love, honesty, and respect underpin the school's approach to student wellbeing and teaching and learning.

Horizon Christian School promotes deep learning among students through a broad academic program, high-quality teaching and learning, sporting activities, a variety of excursions, and a diverse camps program. Students have the opportunity to participate in a range of subjects to achieve their SACE and gain University entrance. They can also undertake various VET courses on site, including Automotive Servicing. Further opportunities are available in Food and Hospitality, Barista training, and Agriculture.

Horizon Christian School supports the local community through initiatives such as Kindergym and the Toy Library in Balaklava, and the School Ready Program for students preparing to commence Foundation at the Clare Campus.



Teacher Standards and Qualifications

TEACHER PARTICIPATION IN PROFESSIONAL LEARNING

In 2024 there was 100% participation by the teaching staff in professional learning. There was a wide range of significant professional learning involving the whole school, Primary and Secondary sub schools and individual teaching staff. The school community has been informed of many of these throughout 2024. Staff have been committed to continuing to refine the implementation of the Learning Management System (LMS) CANVAS, to support the delivery of the Australian Curriculum and with continuous reporting of student progress to parents. A significant focus has been on task design and assessment within the Australian curriculum and continuing to support a diverse range of learners to achieve significant success in their learning. Staff have also received important training to support the well being of learners. Additional training in 2024 devoted time to the expression of our core Christian Values through our teaching and learning processes and practices.

Workforce Composition, including Indigenous Composition:

Horizon has a number of specialist staff to support a comprehensive curriculum from Foundation to year 12 at Balaklava, and Foundation to year 12 at Clare.

Horizon does not have an indigenous staff member.

STAFF QUALIFICATIONS

In our school we are fortunate to have a number of teachers with two or more qualifications in education. 70% have a Bachelor of Education Degree, 17.5% have a Graduate Diploma, 7% have a Diploma, 2% have a Master's Degree, 2% have a PhD, and 26% have a second Bachelor

Degree (in areas including Applied Science (Human Movement); Agriculture, Animal Science, Natural Resource Management, Technology, Arts, Visual Arts, Music, Special Education, Counselling, and Biblical Studies).



Horizon Christian School teachers are equipped to lead students through authentic Christian education.

School Income by Funding Source

RECURRENT INCOME

| | |
|--------------------------------------------------|-------------|
| General Recurrent Commonwealth Government Grants | \$8,115,150 |
| Other Commonwealth Recurrent Grants | \$12,137 |
| Recurrent State Government Grants | \$2,245,100 |
| Other State Government Grants | \$140,604 |
| School Fee Income | \$1,071,780 |
| Other Fee Related Income | \$165,279 |
| Other Private Income | \$67,621 |

CAPTITAL INCOME

| | |
|-------------------------------------------|----------|
| Commonwealth Government Capital Grants | \$6,100 |
| State Government Capital Grants | \$65,000 |
| Other Capital Income, Including Donations | \$9,751 |

Student Attendance at School

2024 DATA

Balaklava

| Year Level | Attendance % |
|------------|--------------|
| Foundation | 86.8 |
| Year 1 | 89.1 |
| Year 2 | 89.3 |
| Year 3 | 90.6 |
| Year 4 | 87.7 |
| Year 5 | 87.3 |
| Year 6 | 85.8 |
| Year 7 | 88.5 |
| Year 8 | 83.8 |
| Year 9 | 83.9 |
| Year 10 | 79.0 |
| Year 11 | 81.8 |
| Year 12 | 87.0 |

Clare

| Year Level | Attendance % |
|------------|--------------|
| Foundation | 95.4 |
| Year 1 | 85.2 |
| Year 2 | 91.6 |
| Year 3 | 90.3 |
| Year 4 | 90.8 |
| Year 5 | 89.0 |
| Year 6 | 92.2 |
| Year 7 | 79.8 |
| Year 8 | 80.8 |
| Year 9 | 88.1 |
| Year 10 | 84.7 |
| Year 11 | 89.8 |
| Year 12 | 83.9 |

ABSENTEE POLICY

When a student is absent, parents/guardians must phone or email the school before 9:30am on that day.

As part of the school’s duty of care the office staff will contact parents/guardians via SMS if this communication does not occur. If parents do not respond to the SMS communication, office staff will call parents to follow-up the student absence.

Horizon has supported improved levels of student attendance during 2024 with targeted communication sent to families which outlines the importance of school attendance for students.

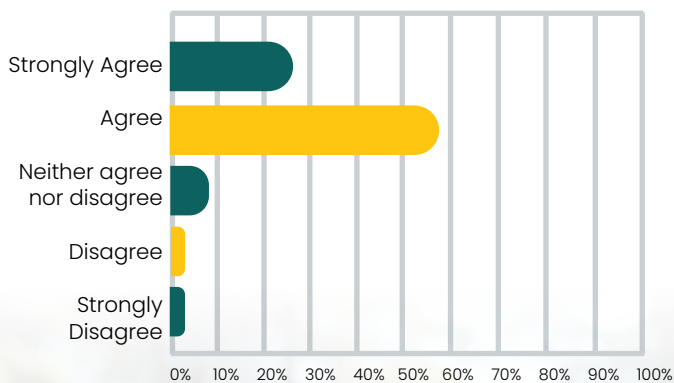


Parent, Student, Teacher Satisfaction with the School

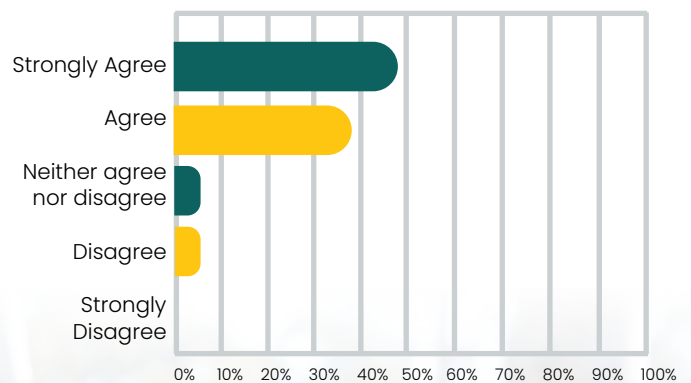
Horizon has enjoyed another very successful year of care for students and families, development of the grounds, and the strategic training to continue to foster amongst all staff, the capacity to support student learning and wellbeing.

PARENT SATISFACTION SURVEY

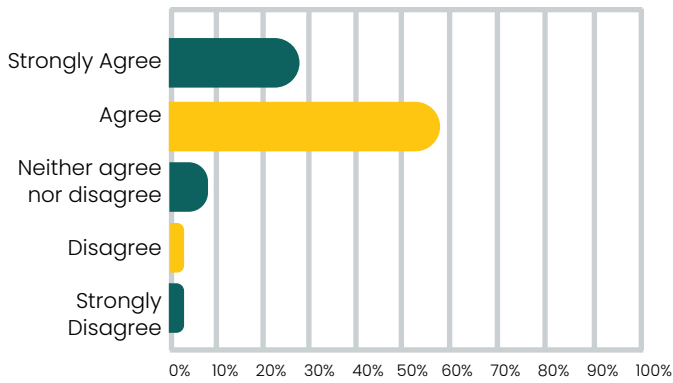
Q1 The information in the School Newsletter and on Socials is engaging and informative.



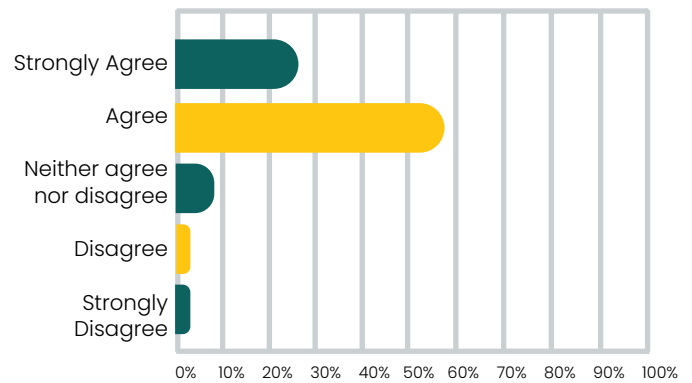
Q2 Teaching staff are approachable and available to discuss my child's progress.



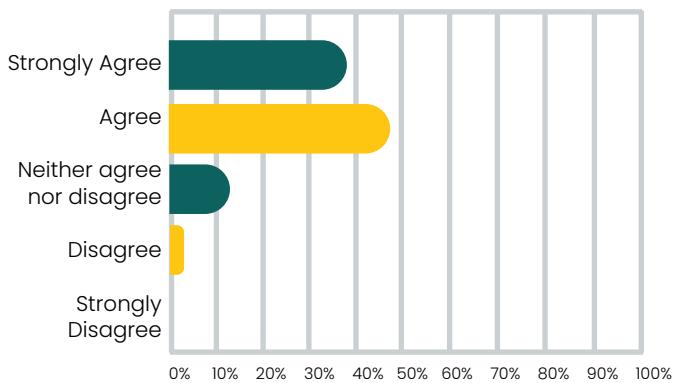
Q3 My children are learning at an appropriate level.



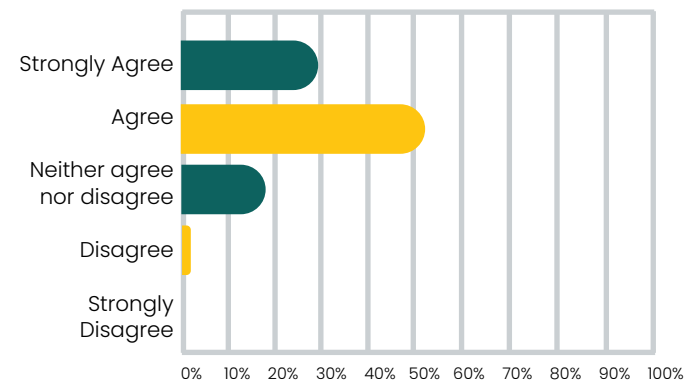
Q4 The School environment is clean and well maintained.



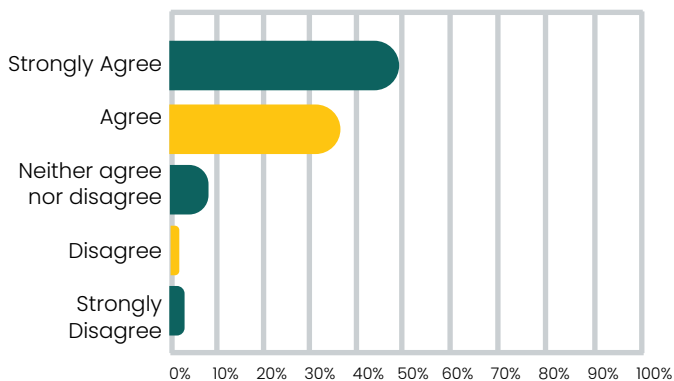
Q5 There is a high quality of excursions and camps which are engaging.



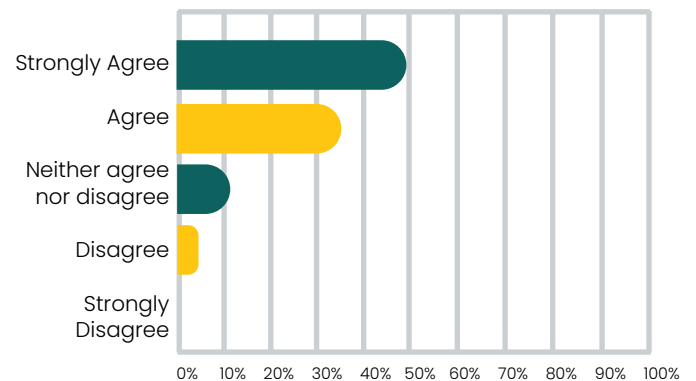
Q6 There is a good range of sporting opportunities and carnivals for mychild to be involved in.



Q7 The uniform is comfortable and allows my child to participate in the life of the school.



Q8 Christian values at the school are evident through the way we care for your child.



Statistics

Senior Secondary Outcomes

2024 SACE RESULTS

94% of students achieved their SACE. Two students did not achieve three C grades and therefore were not eligible for SACE Completion.

All students who applied for University, and achieved an ATAR, were accepted into their preferred courses. Other students have gone to TAFE and achieved traineeships/apprenticeships.

- 20% students achieved at least one A grade across 19 subjects
- A+ grades were achieved in Biology, Food and Hospitality and Child Studies
- Highest ATAR - 97.45 with A grades in all subjects studied.
- One student was awarded the Governors Excellence in SACE Award
- 4 students with ATAR over 70. Many students achieved ATARs above 60.

Special thanks and congratulations to our staff team, for supporting students to achieve these results.



POST SCHOOL DESTINATIONS

94% of our enrolled Year 12 students at Horizon completed their SACE in 2024

14 of our students applied for university courses. Of these, 6 received their first preference, 6 were offered options from their other preference. Students enrolled in university in varying degrees including Forensic science, Education, Creative Arts, Arts, Nursing, Human Movement, Early Childhood, Architecture, Physiotherapy, Pharmaceutical Science, Biomedical Science, and IT.

Some of the 2024 cohort enrolled in TAFE courses in 2024, including Nursing and IT courses.

At least one student gained a full-time apprenticeship.

Other students have gained part-time or full-time employment.



“Our Ag program provides great opportunities to work with animals which helps with my career path” – Yr 10 Student

STUDENT OUTCOMES IN STANDARDISED NATIONAL LITERACY AND NUMERACY TESTING

Balaklava Campus:

School Mean Scores – Proficiency Standards

| | Reading | Writing | Spelling | Grammar & Punctuation | Numeracy |
|---------------|------------|------------|------------|--------------------------|------------|
| Year 3 | Developing | Strong | Developing | Needs Additional Support | Developing |
| Year 5 | Developing | Developing | Developing | Developing | Developing |
| Year 7 | Strong | Developing | Strong | Developing | Strong |
| Year 9 | Developing | Developing | Strong | Developing | Developing |

Percentage of student participation rate

| | Reading | Writing | Spelling | Grammar & Punctuation | Numeracy |
|---------------|---------|---------|----------|-----------------------|----------|
| Year 3 | 91% | 83% | 91% | 91% | 91% |
| Year 5 | 90% | 90% | 87% | 87% | 87% |
| Year 7 | 88% | 96% | 81% | 81% | 88% |
| Year 9 | 94% | 88% | 91% | 91% | 85% |



Clare Campus:

School Mean Scores – Proficiency Standards

| | Reading | Writing | Spelling | Grammar & Punctuation | Numeracy |
|---------------|------------|------------|------------|-----------------------|------------|
| Year 3 | Developing | Strong | Developing | Developing | Developing |
| Year 5 | Developing | Developing | Strong | Developing | Developing |
| Year 7 | Strong | Strong | Strong | Strong | Strong |
| Year 9 | Strong | Strong | Strong | Strong | Strong |

Percentage of student participation rate

| | Reading | Writing | Spelling | Grammar & Punctuation | Numeracy |
|---------------|---------|---------|----------|-----------------------|----------|
| Year 3 | 100% | 100% | 100% | 100% | 100% |
| Year 5 | 83% | 83% | 83% | 83% | 83% |
| Year 7 | 80% | 90% | 80% | 70% | 80% |
| Year 9 | 91% | 91% | 91% | 91% | 91% |

